



District Report Card: 2017


State: Assam	District: Nalbari
Class: 8	Subject: Language
Schools: 51	Students: 1186


Participation/Coverage


Students

<div>GENDER</div> <div></div>	Boys		Girls	
	Number	%	Number	%
	565	47.64	621	52.36

<div>AREA</div> <div></div>	Rural		Urban	
	Number	%	Number	%
	1126	94.94	60	5.06

<div>CATEGORY</div> <div></div>	SC		ST		OBC		GEN	
	Number	%	Number	%	Number	%	Number	%
	130	10.96	32	2.70	155	13.07	869	73.27

<div>CWSN</div> <div></div>	LD	VI	HI	S&LD	ID	Oth
	2	2	1	2	0	1

<div>Management</div> <div></div>	Government		Government-aided	
	Number	%	Number	%
	590	49.75	596	50.25

Average Performance of Students in Language (%)

Overall	Gender		Area		Management		Social Group			
	Male	Female	Rural	Urban	Govt.	Aided	SC	ST	OBC	GEN
59.22	60.74	57.84	59.26	58.56	60.93	57.54	61.23	50.21	54.97	60.02

Performance on Learning Outcomes (LOs)

Learning Outcomes	Description	Average Performance(%)
L813	Read textual/non-textual materials with comprehension and identifies the details, characters, main idea and sequence of ideas and events while reading	59.22

Range of Performance of Students who Answered Correctly							
Below 30%		30% - 50%		50% - 75%		Above 75%	
Number	%	Number	%	Number	%	Number	%
98	8.26	268	22.60	598	50.42	222	18.72

Lowest Performing Learning Outcomes (LOs)

1 - Read textual/non-textual materials with comprehension and identifies the details, characters, main idea and sequence of ideas and events while reading (59.22)